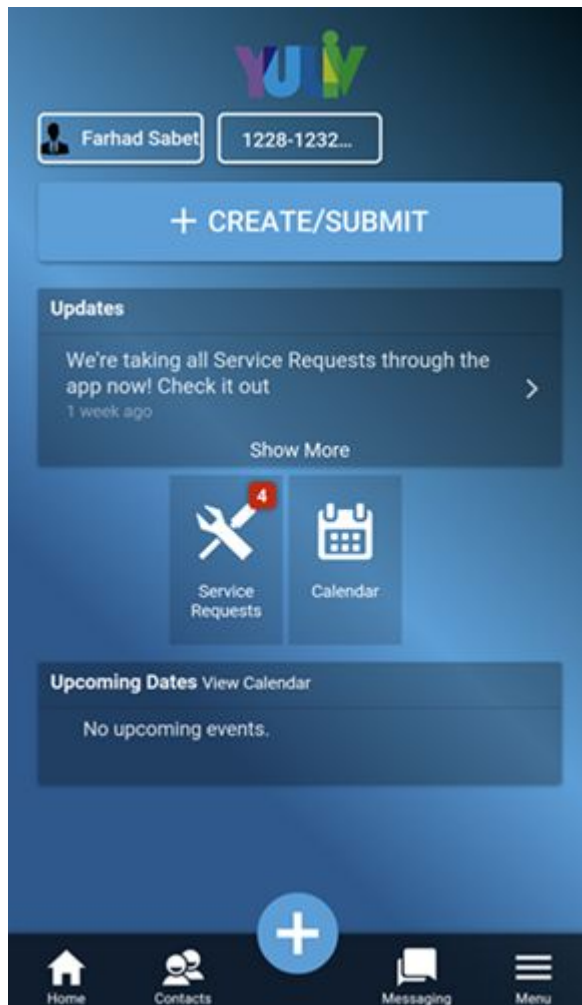
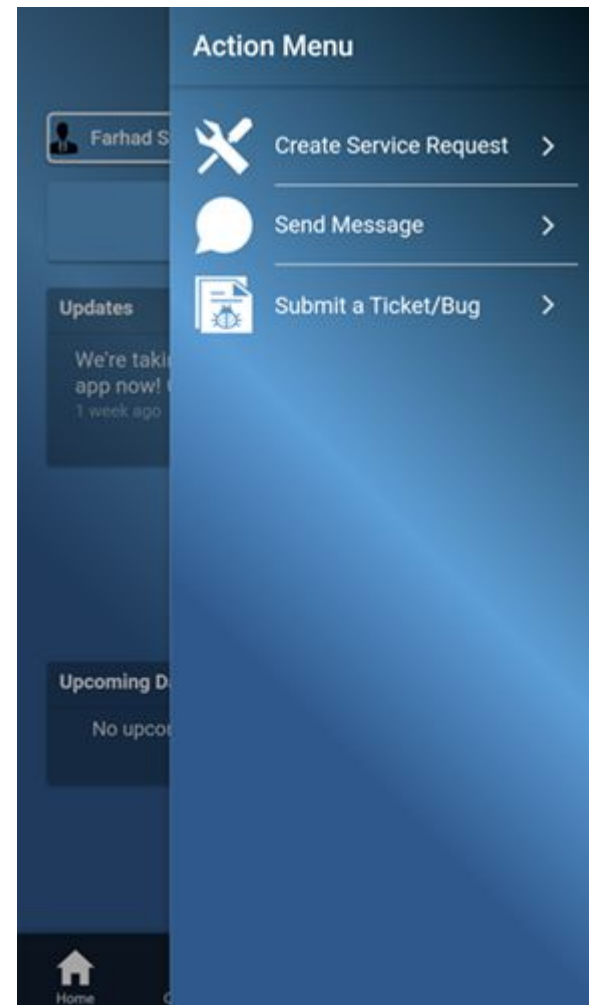




1. Click on “+ CREATE/SUBMIT”



2. Click on “Create Service Request”





3. Make sure your apartment is correctly identified
4. Attach picture(s)
5. Fill all fields


6. Click on “Submit”

← Create Service Request

Please fill in the following information then submit.

For 1228-1232 St-Denis ▾

Please add helpful photos that show the issue. If not clear enough, you may be asked to upload another before someone comes.



SELECT CATEGORY

Category ▾


Issue Location In the unit ▾

Unit 16 ▾

Floor 2 ▾

Management has permission to fix the issue when no one is there

Description



Home Contacts Submit Messaging Menu

← Create Service Request

SELECT CATEGORY

Category ▾

Issue Location In the unit ▾


Unit 16 ▾

Floor 2 ▾

Management has permission to fix the issue when no one is there

Description

Submit



Home Contacts Submit Messaging Menu